

Motic[®]

MORE THAN MICROSCOPY

PANTHERA
SERIES

SHIFT YOUR LAB



User-friendly Design

Carrier handle

Power cord storage

Integrated USB port for camera power

Compact rackless stage & sample holder



FRIENDLY

The Panthera Series has been carefully designed keeping in mind Form & Functionality. The components chosen for the Panthera Series have been analysed down to the last detail to find the perfect design in terms of practicality and aesthetics. An example of that is the patented rackless stage, compact and with a never-seen-before sample holder that will surprise you.



PERFECTIONIST

Optics and accessories for the Panthera Series have been especially designed to get maximum performance from all of its components and getting the most out of its possibilities, offering options to fit all kind of needs. The new Plan UC objectives stand out for its ultra-high contrast and very flat Field of View, which together with the UC Widefield Eyepieces brings you bright, detailed and sharp images for new insights.

UC Widefield eyepieces 10X/22

Automatic LED condenser

Abbe Condenser



Plan UC
20X/0.45
 ∞ / 0.17

New Plan UC objectives

A close-up photograph of a microscope's nosepiece. The nosepiece is a curved, metallic component with several red LEDs embedded in it. The background is blurred, showing a yellow label on a white surface with the text "Pla" and "20x".

BRILLIANT

Panthera's light management system stands out for its automation. The digital intensity knob teams up with the coded LED nosepiece and the illuminator to offer you information about the light intensity, or the microscope's mode, as well as memorizing the light intensity of each objective. The combination of the LED nosepiece and LED condenser, automates the workflow even more, as it also automatically loads a specific N.A. depending on the objective in the lightpath. Interchangeability between Halogen/LED illumination or different 3WLED colour temperatures is very easy thanks to a drawer at the base of the stand.



Smart LED nosepiece indicator

- Motic LightTracer
- Coded nosepiece
- Digital light intensity knob
- LED illumination
- HAL/LED easy interchangeability

n UC
K/0.45

PI
A

SMART

If there's a word to define the Panthera Series, it is Smart. It has been created to make your workflow easier, with the intent of it not being just another work tool, but a fellow worker to trust in. The Smart CAM digital head and its ImagingOnDevice System allows you to instantly capture what you are viewing with the tip of your finger. Work in FullHD through the HDMI port directly on a screen with the help of a mouse, or work with your Tablet and the Panthera App. Thanks to the QRlink system, you can send your live image to your tablet or smartphone by simply scanning the QR-code on the top of the Tubehead cover. You can also make a digital class by connecting the student's microscopes to the teacher's through the ethernet port. The possibilities are endless!

Smart Microscope



ImagingOnDevice
HDMI
Wi-Fi
Ethernet
USB
Panthera App
QR-Link
DigiClass



Panthera TEC MAT
Smart Darkfield

- Panthera School
- Panthera University
- Panthera Classic
- Panthera Life Sciences
- Panthera HD
- Panthera TEC POL



VERSATILE

From configurations especially thought for the educational field, up to the most advanced models for clinics and laboratories, there's a Panthera model suitable for every user. When it comes to industrial and material sciences applications, the Panthera TEC Series with Metallurgical and Polarization stand configurations, together with a wide range of intermediate modules and specific optics, becomes the perfect ally for inspection and analysis.



PANTHERA

THE PERFECT LABMATE

Panthera, the new Motic's upright microscope line revolutionizes the conventional microscope concept by creating a Smart Microscope. Its design, together with its new optics and digital capabilities, makes it the microscope of tomorrow.



MODELS
OVERVIEW

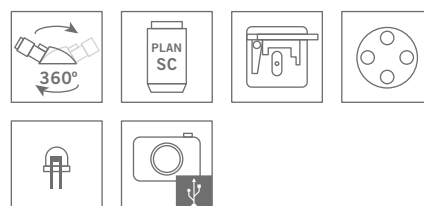


Eyepieces	N-WF10X/20	UC-WF10X/22
Head	Bino / trino / 360° rotatable and swivelling	Bino / trino / 360° swivelling
Objectives	Plan SC 4X up to 40X	Plan UC Achromat 4X up to 100X
Nosepiece	quadruple	quintuple / coded
Stage	mechanical stage	Compact rackless mechanical stage
Condenser	N.A. 0.90 /1.25 Abbe	N.A. 0.90 /1.25 Abbe
Transmitted illumination	LED	3W LED
Incident illumination	-	-
Koehler	fixed	fixed
USB for external camera	yes	yes
Smart CAM - ImagingOnDevice	no	no
USB for external Wi-Fi device	no	no
HDMI touch screen	no	no
Digital intensity knob	no	yes
LED nosepiece light int. indicator	yes	yes
Contrast techniques	BF, PH, POL, DF, MMC	BF, PH, POL, DF, EpiLED FL, MMC



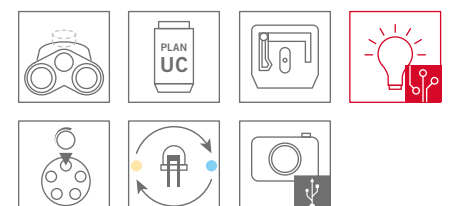
Panthera S is a school model, with a 180° rotatable head specially for space-saving storage. It has ASC optics and an extreme efficient low power illumination, allowing it to run on a Mobile BatteriePack for several hours.

The Panthera S is able to perform the following contrast methods: Phase contrast and Darkfield.



Panthera U is a University model, with "Motic LightTracer" digital illumination control and Premium Plan UC optics for University Teaching. It has a 3W LED illumination easily interchangeable with different color temperature LED bulbs, and a newly designed 2-slide compact rackless stage.

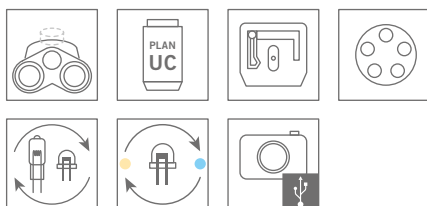
Thanks to a wide range of accessories, the Panthera U is able to perform the following contrast methods: Phase contrast, Darkfield, Modulation contrast, Polarization and EpiLED Fluorescence.



UC-WF10X/22	UC-WF10X/22	-
Bino / trino / 360° swivelling	Digital Smart CAM / Binocular / 360° swivelling	Digital Smart CAM
Plan UC Achromat 4X up to 100X	Plan UC Achromat 4X up to 100X	Plan UC Achromat 4X up to 100X
quintuple	quintuple / coded	quintuple / coded
Compact rackless mechanical stage	Compact rackless mechanical stage	Compact rackless mechanical stage
N.A. 0.90 / 1.25 Abbe	N.A. 0.90 / 1.25 Abbe	N.A. 0.90 / 1.25 Abbe
3W LED / 30W HAL interchangeable	3W LED / 30W HAL interchangeable	3W LED / 30W HAL interchangeable
-	-	-
yes	yes	yes
yes	no	no
no	yes	yes
no	optional	optional
no	optional	optional
no	yes	yes
yes	yes	yes
BF, PH, POL, DF, EpiLED FL (with LED mouse), MMC	BF, PH, POL, DF, EpiLED FL, MMC	BF, EpiLED FL

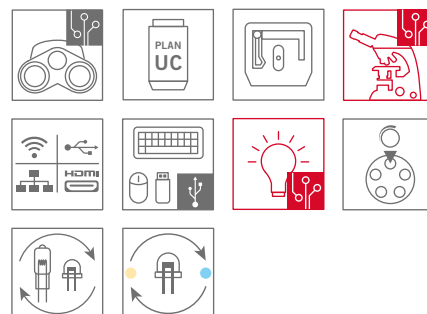
Panthera C is a model for the traditional Microscope user. It is a Classical all-rounder, providing both Halogen and LED Full Kohler illumination with manual light management. It has an integrated USB Camera Power Port and an LED light intensity illumination indicator in the nosepiece.

Panthera C is able to perform the following contrast methods: Phase contrast, Darkfield, Modulation contrast, Polarization and EpiLED Fluorescence.



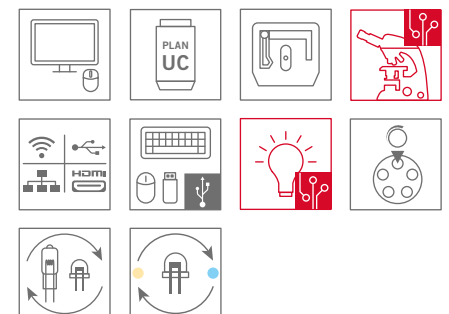
Panthera L is literally a Smart Microscope. It stands out for its unseen combination of build-in Digital Capabilities. Its Smart CAM digital head and the ImagingOnDevice System simplifies your daily work, allowing you to work directly from your microscope to an HDMI screen with the help of a mouse, or work with your tablet and the Panthera App.

Panthera L can perform the following contrast methods: Phase contrast, Darkfield, Modulation contrast, Polarization and EpiLED Fluorescence.



Panthera HD has the same Digital capabilities as the Panthera L, but it is meant to be used exclusively through digital means, as it does not have eyepiece tubes.

Panthera HD can perform EpiLED Fluorescence.





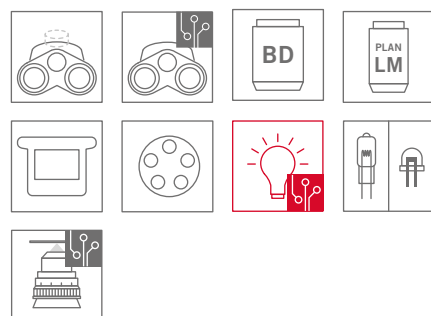
MODELS OVERVIEW

UC-WF10X/22	UC-WF10X/22
Bino / trino / Digital Smart CAM	Bino / trino
LM Plan / LM Plan BD Achromat 5X up to 100X	Plan UC Achromat (Strain-free) 4X up to 60X
quintuple / coded	quintuple / coded
3x2" / 6x4" mechanical stage	360° Rotatable stage
LED condenser	N.A. 0.90 Abbe (strain-free)
-	3W LED / 30W HAL interchangeable
3W LED	3W LED (EpiPOL)
-	yes
optional	yes
optional	no
optional	no
optional	no
yes	yes
yes	yes
EpiBF: BF / DIC / Simple POL EpiBD: BF / Smart DF / Simple POL EpiHAL BD: BF / DF / Simple POL (HAL 50W)	Epi-BP: POL EpiPOL: BF / POL

- Eyepieces**
- Head**
- Objectives**
- Nosepiece**
- Stage**
- Condenser**
- Transmitted illumination**
- Incident illumination**
- Koehler**
- USB for external camera**
- Smart CAM - ImagingOnDevice**
- USB for external Wi-Fi device**
- HDMI touch screen**
- Digital intensity knob**
- LED nosepiece light int. indicator**
- Contrast techniques**

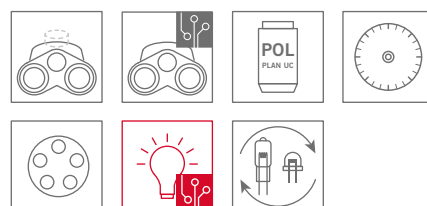
PantheraTEC MAT is a new generation of advanced EpiScopic metallurgical microscopes for inspection and analysis. It is composed of 4 models, you can choose between contrast methods like DIC, Darkfield, or the new Segmentable Darkfield, as well as Halogen or LED light sources. It is good to remark the superb imaging performance provided by Motic LM Plan BD objectives.

All of them have an LED condenser, "Motic LightTracer" digital illumination control, and can be upgraded with the Smart CAM and ImagingOnDevice system.



PantheraTEC POL is a new generation of EpiScopic Polarization Microscopes combined with a Bertrand lens system. The 2 models feature Strain-free Optics and Top grade Filters. The Bertrand lens system is both focusable and centerable. The pre-centered rotating stage with 160mm diameter has got a hard coated and chemical resistant surface; where a high precision ball-bearing mechanism ensures smooth rotation.

Choose between a simple model with incident illumination, capable to perform Polarization, and a more advanced model that can perform also Brightfield, with incident and transmitted illumination.





SPECIAL FEATURES



Smart Microscope
ImagingOnDevice



Smart CAM
Digital head



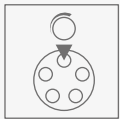
Outputs: USB for Wi-Fi
USB, HDMI, LAN



QRlink
Panthera App



Smart Illumination
Motic LightTracer



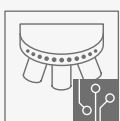
Coded nosepiece



Digital light intensity knob



LED nosepiece indicator



Smart LED
nosepiece indicator



NEW Smart LED condenser

ImagingOnDevice / Smart CAM

It is an integrated System that makes the microscope completely independent. Consists of both software and hardware built-in the microscope itself. It includes HDMI, USB and LAN (ethernet) ports so that you can work without a computer, either with a screen or projector and a mouse, or with a tablet. The Ethernet port allows you to connect the microscope to a network for image sharing or running a DigiClass. The digital light intensity knob can be also used to capture an image.

QRlink / Panthera App

Download for free the Panthera App to your mobile device. For linking the microscope with your tablet, just snap the QR code in the back of the microscope and you will see the live image immediately.

ImageRecall

Stores image and microscope data to recall illumination settings of a previous image (Objective, brightness and camera settings).

Motic LightTracer

A combination of a coded nosepiece and a digital light intensity knob for a digital illumination control. It memorizes light intensity for each objective so that you don't have to adjust it again.

In the PantheraTEC, the light intensity knob is also used to switch from lower to upper illumination, besides for adjusting the light intensity.

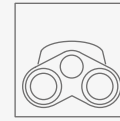
LED nosepiece indicator

In the models featuring *Motic LightTracer*, it shows the light intensity and also the illumination mode. In the models without digital light management, it only shows the light intensity.

LED condenser

Integrated condenser and collector. In Auto setting mode, it will read the pre-set NA and required intensity automatically when the objective magnification is changed, no need to turn the N.A manually. In Manual setting mode, one can adjust the N.A. if needed.

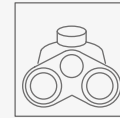
ICONS GUIDE



Binocular head



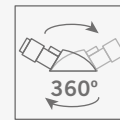
Mechanical stage



Trinocular head



Compact rackless
mechanical stage



360° rotatable head
(Storage saving space)



360° Polarization Stage



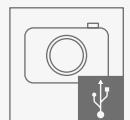
Plan SC objectives



MET Stage 3x2" / 6x4"



Plan UC objectives



Integrated USB
for camera power



BD objectives
(PantheraTEC MAT)



Integrated USB
for external devices



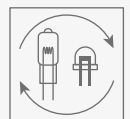
Plan LM objectives
(PantheraTEC MAT)



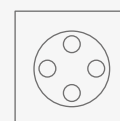
Without eyepiece tubes.
Works through digital devices



Plan UC objectives
(PantheraTEC POL)



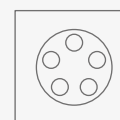
Halogen / LED
interchangeability



Quadruple nosepiece



LED color temperature
interchangeability



Quintuple nosepiece



LED illumination

Motic®

Canada | China | Germany | Spain | USA



www.moticpanthera.com | www.moticeurope.com

Motic Instruments (Canada)

130 - 4611 Viking Way, Richmond, BC V6V 2K9 Canada
Tel: 1-877-977 4717 | Fax: 1-604-303 9043

Motic Deutschland (Germany)

Christian-Kremp-Strasse 11, D-35578 Wetzlar, Germany
Tel: 49-6441-210 010 Fax: 49-6441-210 0122

Motic Hong Kong (Hong Kong)

Rm 2907-8, Windsor House, 311 Gloucester Road, Causeway Bay, Hong Kong
Tel: 852-2837 0888 | Fax: 852-2882 2792

Motic Europe (Spain)

C. Les Corts 12, Pol. Ind. Les Corts, 08349 Cabrera de Mar, Barcelona, Spain
Tel: 34 93 756 62 86 | Fax: 34 93 756 62 87

*CCIS® is a trademark of Motic Incorporation Ltd.

Motic Incorporation Limited Copyright © 2002-2017. All Rights Reserved.

Design Change: The manufacturer reserves the right to make changes in instrument design in accordance with scientific and mechanical progress, without notice and without obligation.

Designed in Barcelona (Spain)

Updated: March 2017

Official Distributor:

