

Motic®

30⁺
YEARS



BA310E

ADVANCED BIOLOGICAL MICROSCOPE

BA310E

Motic's BA310E is designed specifically for the rigors of routine work in universities, clinics and science labs. The CCIS® Infinity optics presents the upgraded EC Plan Achromatic objectives for a fully corrected intermediate image. This model's Full Koehler configuration provides maximum illumination quality even for the most demanding samples. The 30W Halogen light source can be exchanged by LED



UPGRADEABLE WITH MULTI-VIEWING DEVICES

Epi-LED FLUORESCENCE MODULE



EC PLAN ACHROMATIC OBJECTIVES



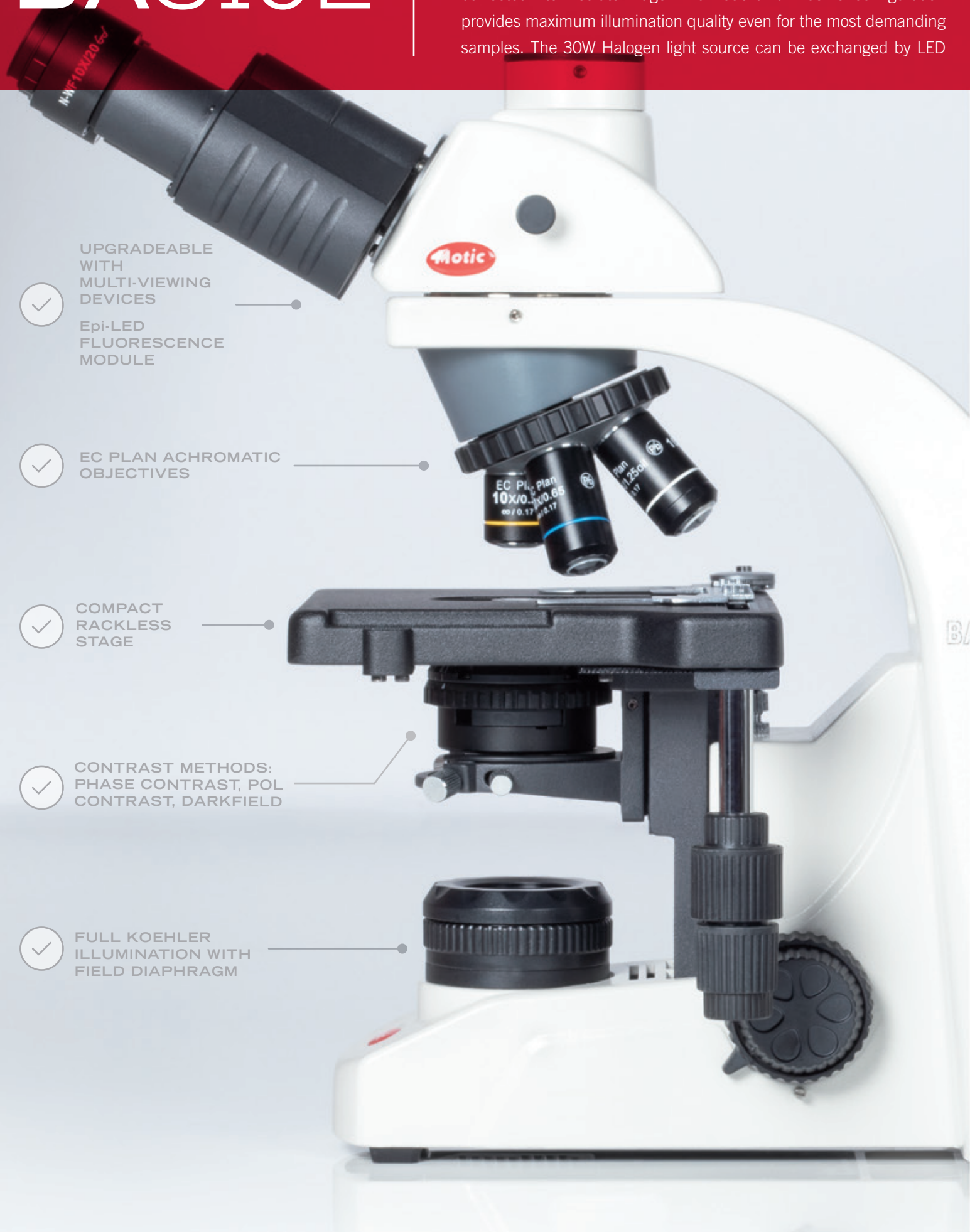
COMPACT RACKLESS STAGE



CONTRAST METHODS: PHASE CONTRAST, POL CONTRAST, DARKFIELD




FULL KOEHLER ILLUMINATION WITH FIELD DIAPHRAGM



modules of different color temperatures. It gives adequate power resources for upgrading the microscope with Phase contrast, Polarization, Darkfield or even Multi-Viewing devices. Adding Epi-LED modules facilitate the implementation of Fluorescence into the daily workflow. The Motic BA310E offers a long-term functionality to all user levels in a variety of biomedical applications.

RESISTANT TO ROUGH USE IN DAILY ROUTINE WORK

Motic's BA310E is designed for a rough work in daily routine. The rackless stage allows a safe evaluation of samples without prominent gear rack. The standard eyepiece tubes feature a 30° viewing angle for maximum comfort, whereas the interpupillary distance of 48-75mm can easily be adjusted, following individual conditions. The trinocular tube option with a 100:0 / 20:80 light split allows the adaption of digital camera systems and the presentation of microscopic images to a larger lab group.



EC PLAN OPTICS FOR SUPERB IMAGE RESULTS

The complete series of EC Plan Achromatic objectives, from 4X to 100X magnification, is targeting an improved image contrast both for human eye and digital camera sensor through the photo port. Especially in Phase contrast, the optional objectives (positive & negative) show a remarkable execution for a wide range of applications. The N-WF eyepieces start with the standard 10X/20 mm Field of View and provide a diopter adjustment (+/-5dpt) for both eyes, ready for the use of optional reticles.



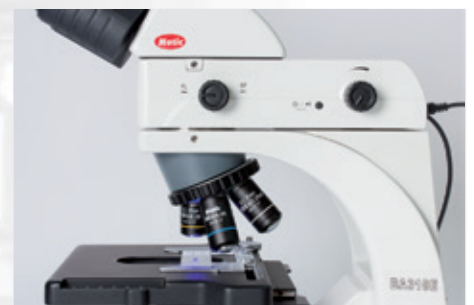
INTERCHANGEABLE HAL/LED ILLUMINATION

The BA310E microscope features interchangeable illumination. It comes standard with a 30W Halogen illumination system in a Full Koehler setup with Field diaphragm, and the Halogen light source can easily be replaced by LED modules of different color temperatures. The importance of LED illumination as safe and long-term illumination sources has increased especially in teaching environments at the expense of Halogen bulbs, due to its long lifetime and reduced heat production. The high-quality condenser with NA 0.9/1.25 and aperture guarantees the visualization of weakly or non-stained samples.



INTEGRATED IN MOTIC'S LINE OF BA-MICROSCOPES

For further versatility in the use of optional accessories, the BA310E is integrated into Motic's concept of BA microscopes. Phase contrast (positive and negative version) can be carried out either with a slider solution or a turret condenser; Darkfield as well as Polarization contrast can easily be performed. Multi-Viewing devices allow a traditional teaching situation especially in pathology and histology applications. LED Fluorescence can be implemented by adding an Epi-LED module between tube and microscope stand. The BA310E offers adaptability and long-term functionality in universities, clinics and labs.



Our **MOTICAM** range offers the choice between several imaging options. Besides the standard USB cameras, we offer solutions like the Moticam Full HD cameras, tablet solutions, and Wi-Fi cameras working with our free "MotiConnect" App.

Know more at www.moticamseries.com

SPECIFICATIONS

BA310E



Model

BA310E Binocular

BA310E Trinocular

Optical System	Colour Corrected Infinity Optical System (CCIS®)	
Observation tube	Binocular head, 360° Swiveling	Trinocular head, 360° Swiveling
Interpupillary distance	48-75mm	
Trinocular light split	-	100:0/20:80 (optional 100:0/0:100)
Inclination	30° inclined, 360° rotating	
Eyepieces	N-WF10X/20mm with diopter adjustment, +/- 5 diopter	
Nosepiece	Reversed quintuple revolving nosepiece	
Objective classification	Infinity Corrected CCIS® EC Plan Achromatic DIN 45mm	
Objectives	4X/0.10 (WD 15.9mm), 10X/0.25 (WD 17.4mm), 40X/0.65/S (WD 0.5mm), 100X/1.25/S-Oil (WD 0.15mm)	
Objective mounting thread	W 4/5" x 1/36" (RMS standard)	
Stage	Rackless built-in low position coaxial mechanical stage with tension adjustment and 2-sample holder	
Stage size	180x170mm	
Mechanical stage X&Y range	80x55mm	
Upper limit stop	Upper limit stop preset but adjustable	
Condenser	Focusable Abbe Condenser N.A. 0.90/1.25 with iris diaphragm and slot for contrast sliders	
Focus mechanism	Coaxial coarse and fine focusing system with tension adjustment	
Fine Focus precision	2 µm minimum increment	
Z-axis movement	20mm	
Filter holder	On top of the illuminator with fixing cap	
Illumination	Interchangeable 6V/30W Quartz Halogen or 3W LED Koehler illumination with intensity control	
Transformer	Internal	
Power supply	100-240V (CE)	
Accessories included	Blue filter, immersion oil 5ml, power cord, cord hanger, dustcover, allen key, thumb screw and spare fuse	
Dimensions	400x220x400mm	
Weight	8,6kg	8,8kg
Contrast techniques		
Brightfield	Yes	
Phase contrast	Slider & Turret	
Simple Polarization	Yes	
Simple Darkfield	Slider & Turret	
Fluorescence	LED	

www.moticEurope.com

WETZLAR, GERMANY
SALES OFFICE

Christian-Kremp-Straße 11, 35578 Wetzlar, Germany
T. +49 6441 21001 0 | Fax: 49-6441-210 0122

BARCELONA, SPAIN

SALES OFFICE & EUROPEAN DISTRIBUTION CENTRE
C. Les Corts 12, Pol. Ind. Les Corts 08349 Cabrera de Mar, Barcelona, Spain
T. +34 93 756 62 86 | Fax: 34 93 756 62 87

